

Scaled data based on original data using  
LM-79-08 Approved Method: Electrical and Photometric Measurements of Solid-  
State Lighting Products

Test Report Prepared for  
Cooper Lighting Solutions  
(formerly Eaton)

Brand: McGRAW-EDISON

Report Number: P385460

Luminaire Tested: **GWC-SA1A-730-U-SL2-HSS**

Issue Date: 3/3/2020

**Test Information**

Test Method: LM-79-08  
Report Number: P385460  
TEST IS SCALED FROM IESNA LM-79-08 TEST DATA (G2-1903-205-21)  
Test Lab: INNOVATION CENTER  
Issue Date: 3/3/2020  
Manufacturer: COOPER LIGHTING SOLUTIONS (FORMERLY EATON)  
Product Line: MCGRAW-EDISON  
Catalog Number: GWC-SA1A-730-U-SL2-HSS  
Description: GALLEON WALL LUMINAIRE  
(1) 70 CRI, 3000K, 615mA LIGHTSQUARE WITH 16 LEDS AND TYPE II SPILL LIGHT  
ELIMINATOR OPTICS WITH HOUSE SIDE SHIELD  
Light Source: -  
Ballast/Driver: ELECTRONIC DRIVER

**Summary**

Lumens per Lamp: N/A  
Luminaire Lumens: 3754 lumens  
Efficiency: N/A  
Efficacy: 110.4 lumens/watt  
Luminous Opening: Rectangular (W 0.5' x L: 0.5' x H: 0')  
IES Classification: Type III - Medium  
BUG Rating: B1 - U0 - G1

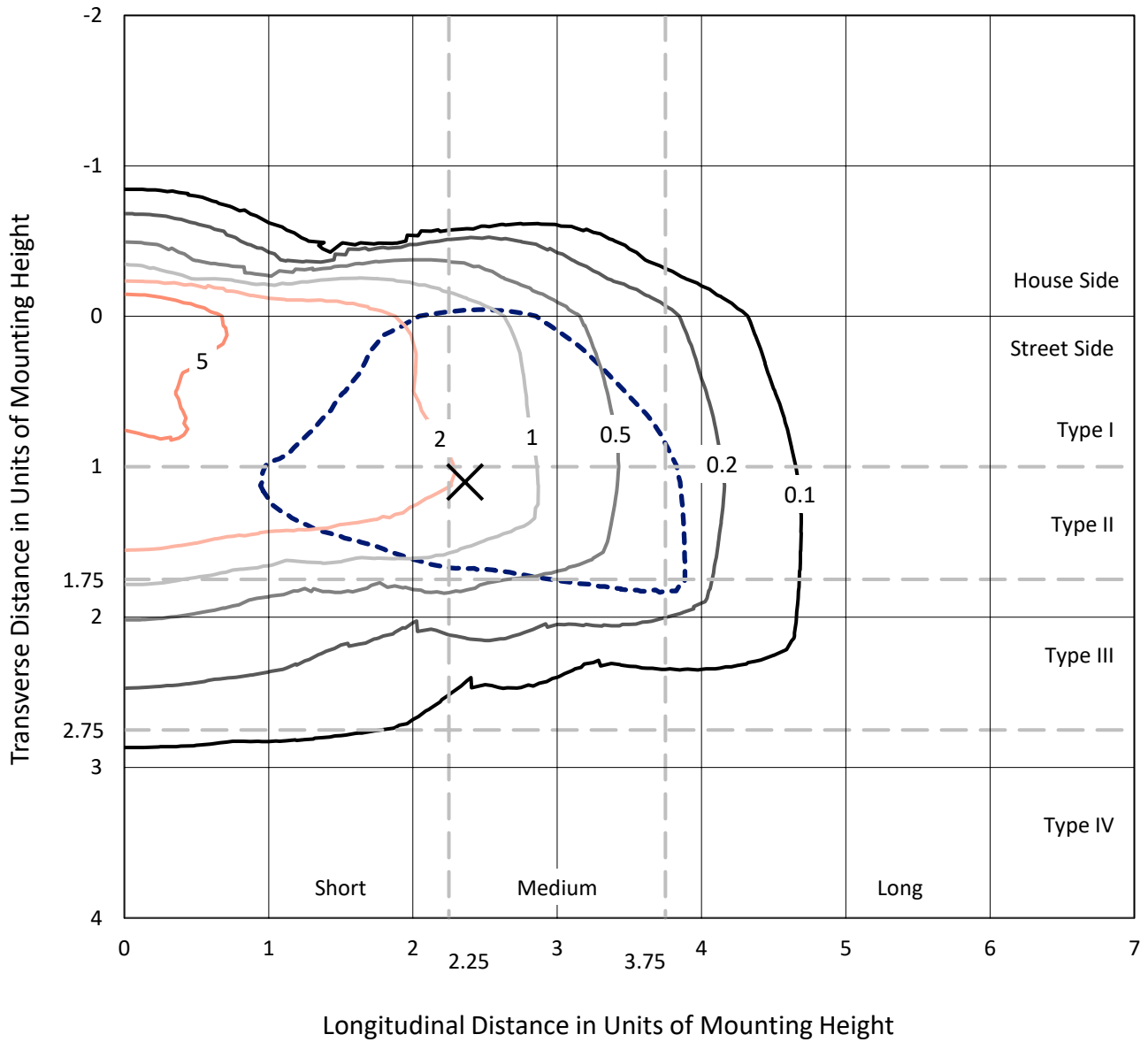
Input Watts (W): 34  
Input Voltage (V): NR  
Input Current (Ain): NR  
Voltage Rise (V): NR  
Power Factor: NR  
Total Harmonic Distortion (THDi): NR  
Frequency (hertz): 60  
Stabilization Time: NR  
Operation Time: NR  
Ambient Temperature (°C): NR  
Test Distance: 24 FT



REPORT NUMBER: P385460  
 CATALOG NUMBER: GWC-SA1A-730-U-SL2-HSS

### Iso-Footcandle Lines of Horizontal Illumination

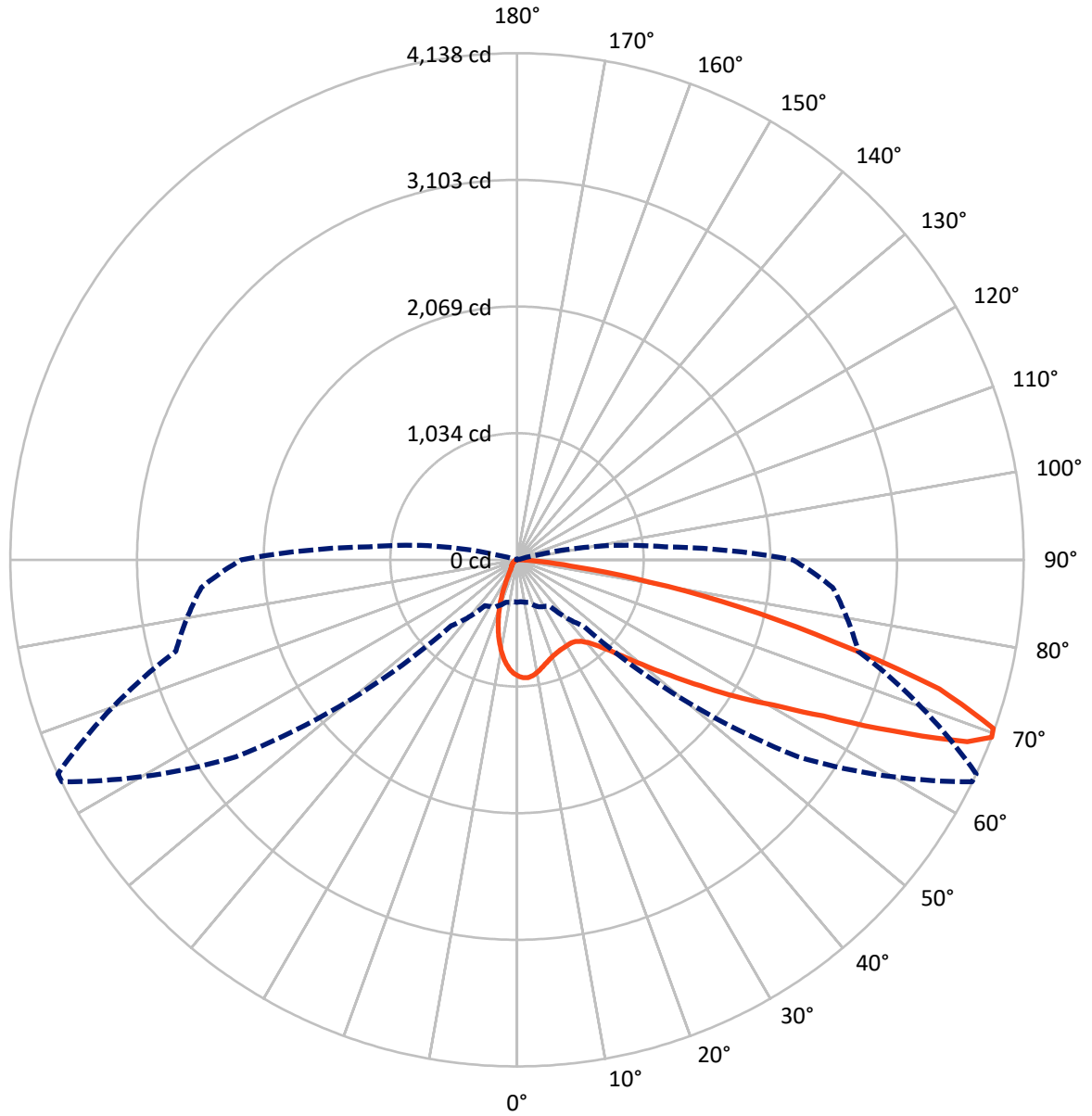
✕ Max cd  
 - - - 1/2 Max cd



Based on 10 foot mounting height. Maximum calculated value = 9.5 fc  
 Type III - Medium - N/A

REPORT NUMBER: P385460  
CATALOG NUMBER: GWC-SA1A-730-U-SL2-HSS

### Luminous Intensity Polar Plot



— Vertical Plane Through 65-Deg Lateral    - - - Horizontal Cone Through 69-Deg Vertical

REPORT NUMBER: P385460

CATALOG NUMBER: GWC-SA1A-730-U-SL2-HSS

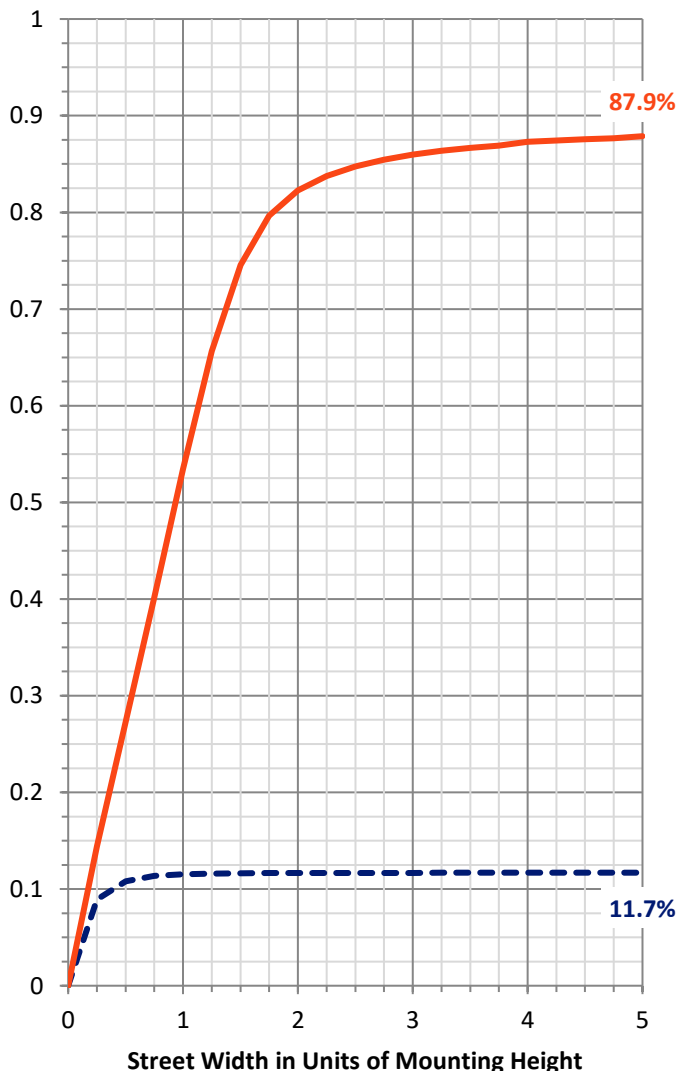
**FLUX DISTRIBUTION:**

		Downward	Upward	Total
<b>House Side</b>	Lumens	442.5	0.0	442.5
	% Fixture	11.8	0.0	11.8
<b>Street Side</b>	Lumens	3311.5	0.0	3311.5
	% Fixture	88.2	0.0	88.2
<b>Total</b>	Lumens	3754.0	0.0	3754.0
	% Fixture	100.0	0.0	100.0

**ZONAL LUMENS:**

Zone	Lumens	% Fixture
0°-10°	79.3	2.1
10°-20°	173.6	4.6
20°-30°	240.5	6.4
30°-40°	335.3	8.9
40°-50°	521.2	13.9
50°-60°	836.8	22.3
60°-70°	946.6	25.2
70°-80°	555.9	14.8
80°-90°	64.7	1.7
90°-100°	0.0	0.0
100°-110°	0.0	0.0
110°-120°	0.0	0.0
120°-130°	0.0	0.0
130°-140°	0.0	0.0
140°-150°	0.0	0.0
150°-160°	0.0	0.0
160°-170°	0.0	0.0
170°-180°	0.0	0.0
0°-90°	3754.0	100.0
0°-180°	3754.0	100.0

**Coefficient of Utilization**



REPORT NUMBER: P385460

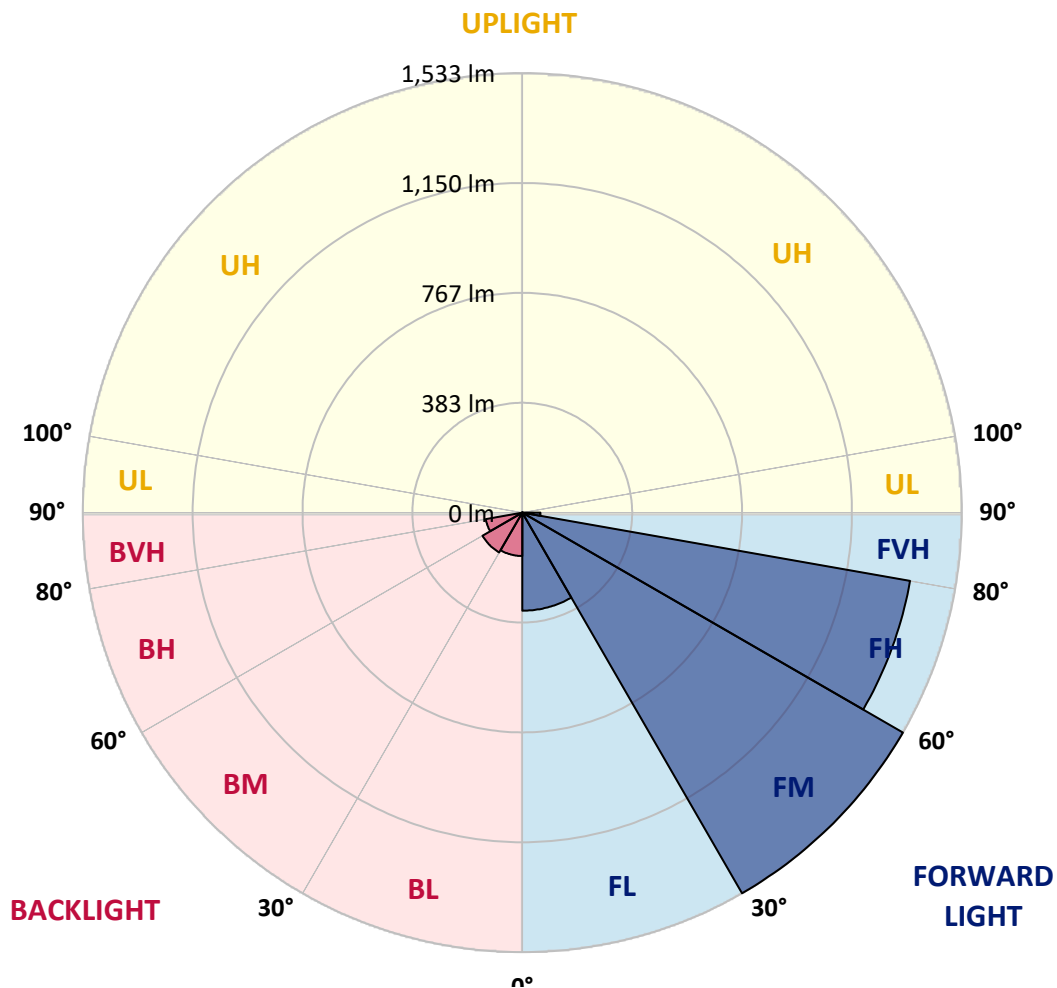
CATALOG NUMBER: GWC-SA1A-730-U-SL2-HSS

**LUMINAIRE CLASSIFICATION SYSTEM LUMEN TABLE AND BUG RATING:**

Zone	Lumens	% Fixture	Zone Rating/Lumen Limit		
			B	U	G
FL (0°-30°)	342.1	9.1			
FM (30°-60°)	1533.0	40.8			
FH (60°-80°)	1373.2	36.6			G1/1800
FVH (80°-90°)	63.2	1.7			G1/100
BL (0°-30°)	151.4	4.0	B1/500		
BM (30°-60°)	160.4	4.3	B0/220		
BH (60°-80°)	129.3	3.4	B1/500		G1/500
BVH (80°-90°)	1.5	0.0			G0/10
UL (90°-100°)	0.0	0.0		U0/0	
UH (100°-180°)	0.0	0.0		U0/0	

**BUG Rating: B1-U0-G1**

Type III Medium





REPORT NUMBER: P385460

CATALOG NUMBER: GWC-SA1A-730-U-SL2-HSS

**CANDELA DISTRIBUTION (FULL):**

	0°	5°	15°	25°	35°	45°	55°	64°	65°	75°	85°
0°	948.6	948.6	948.6	948.6	948.6	948.6	948.6	948.6	948.6	948.6	948.6
2.5°	957.1	954.7	956.6	960.7	962.8	962.8	964.4	962.5	963.1	958.5	951.8
5°	897.2	893.5	898.8	910.4	924.7	936.9	955.0	964.5	965.5	965.6	957.9
7.5°	832.7	829.3	837.1	850.8	869.2	891.9	923.5	951.2	952.8	967.7	962.0
10°	780.3	777.9	786.9	801.5	823.2	848.6	887.3	925.8	930.4	963.4	961.4
12.5°	738.6	736.7	745.3	762.2	784.2	812.4	852.9	897.5	903.7	953.7	958.2
15°	708.3	708.0	715.1	731.3	755.8	782.0	823.5	871.3	878.4	943.2	957.7
17.5°	692.4	692.9	698.1	712.0	732.9	759.0	798.7	849.2	857.0	933.9	960.1
20°	690.8	691.3	694.2	702.0	718.9	742.0	778.5	830.6	838.7	926.9	963.9
22.5°	704.8	704.5	705.3	704.5	714.0	731.5	765.2	816.3	825.7	922.3	966.9
25°	731.7	731.2	730.9	725.0	718.6	728.0	759.6	808.2	817.1	918.9	968.7
27.5°	769.0	768.7	768.2	758.5	739.4	733.6	760.2	805.2	812.7	916.2	968.3
30°	818.1	820.3	819.7	806.2	776.5	750.6	766.9	803.6	810.1	911.0	965.0
32.5°	875.7	880.2	883.7	869.2	832.0	784.2	782.3	805.4	810.1	907.0	959.0
35°	935.6	941.3	954.2	949.1	900.2	834.9	808.9	815.8	819.8	909.2	956.1
37.5°	994.5	1001.4	1029.3	1044.1	989.5	901.9	850.2	841.7	843.8	922.8	959.3
40°	1063.0	1073.3	1115.8	1139.6	1096.1	991.7	911.9	886.2	887.0	952.5	974.1
42.5°	1152.9	1163.6	1209.5	1246.8	1216.1	1105.1	995.8	954.2	953.4	1008.1	1008.8
45°	1262.5	1273.6	1321.1	1362.6	1348.8	1239.5	1103.2	1053.5	1052.5	1095.7	1074.8
47.5°	1386.7	1397.7	1440.1	1482.8	1497.8	1396.4	1240.0	1189.0	1186.8	1217.6	1176.6
50°	1493.3	1500.5	1539.6	1597.1	1664.4	1589.3	1410.1	1361.0	1358.6	1379.4	1326.1
52.5°	1532.1	1536.2	1575.9	1656.5	1824.5	1850.4	1633.6	1570.4	1568.6	1577.7	1525.1
55°	1453.6	1461.1	1509.9	1629.3	1911.3	2145.6	1915.7	1829.6	1816.4	1796.9	1733.2
57.5°	1239.8	1251.7	1304.1	1463.0	1870.8	2379.7	2330.3	2122.8	2103.5	1984.0	1902.4
60°	928.9	943.6	987.1	1158.5	1654.6	2463.1	2783.3	2449.6	2405.9	2133.0	2057.9
62.5°	637.5	644.8	674.3	786.0	1218.5	2326.5	3162.4	2887.2	2807.5	2295.0	2226.1
65°	486.9	489.4	501.5	539.9	725.6	1889.8	3313.1	3464.6	3368.2	2488.8	2400.7
67.5°	392.4	390.3	407.0	461.9	485.9	1152.9	3137.3	4010.9	3965.8	2747.9	2576.4
69°	346.0	343.1	360.1	424.0	456.4	762.2	2804.6	4135.0	4137.8	2884.7	2588.4
70°	311.3	313.2	330.1	401.4	446.4	598.2	2486.9	4103.4	4125.9	2935.8	2516.0
72.5°	207.9	213.0	246.9	333.3	429.2	452.7	1501.6	3521.2	3607.9	2820.7	2158.6
75°	117.2	121.0	161.2	251.3	404.4	431.1	793.1	2594.2	2678.0	2358.7	1664.6
77.5°	57.5	59.6	91.2	162.2	338.2	410.8	449.9	1762.1	1857.9	1539.6	941.5
80°	24.3	25.4	45.6	100.1	241.8	392.0	334.1	1084.5	1096.4	603.1	250.8
82.5°	9.4	9.7	19.2	62.4	153.6	305.6	279.4	514.2	501.8	113.6	57.2
85°	1.1	1.3	7.0	37.5	85.5	157.3	227.0	221.6	205.1	22.6	29.4
87.5°	0.0	0.0	0.5	11.4	25.4	73.7	118.0	92.0	82.9	7.3	15.2
90°	0.0	0.0	0.0	0.0	0.0	0.0	0.0	0.0	0.0	0.0	0.0



REPORT NUMBER: P385460  
 CATALOG NUMBER: GWC-SA1A-730-U-SL2-HSS

**CANDELA DISTRIBUTION (continued):**

	90°	95°	105°	115°	125°	135°	145°	155°	165°	175°	180°
0°	948.6	948.6	948.6	948.6	948.6	948.6	948.6	948.6	948.6	948.6	948.6
2.5°	946.3	944.7	936.1	923.7	911.9	897.3	883.4	874.9	868.3	863.8	869.1
5°	948.8	941.8	915.8	882.4	849.7	812.8	778.5	749.4	738.0	725.3	731.0
7.5°	948.0	934.8	888.0	828.6	768.5	706.4	647.6	602.4	578.8	555.8	561.7
10°	944.0	921.8	850.8	762.8	672.9	583.6	500.2	436.8	401.4	369.3	373.9
12.5°	935.3	904.3	806.9	687.5	567.2	449.5	351.8	270.7	227.2	207.9	210.3
15°	930.1	887.3	760.6	611.2	454.5	313.1	215.1	160.0	140.1	133.8	134.5
17.5°	927.5	871.0	712.6	524.0	339.1	199.4	139.0	122.6	118.3	117.2	117.5
20°	925.0	854.4	663.2	437.8	233.7	134.1	114.2	109.4	107.9	106.4	106.7
22.5°	920.7	838.6	610.1	350.4	157.6	108.8	102.9	98.3	95.0	93.2	93.6
25°	915.4	821.9	556.0	261.0	115.0	97.1	91.5	85.0	81.0	77.8	78.0
27.5°	907.0	801.4	500.1	190.0	96.6	86.9	79.4	72.3	65.6	62.0	62.0
30°	895.3	778.2	437.9	136.0	86.6	76.9	67.8	58.9	51.8	48.4	48.1
32.5°	882.2	754.1	375.2	103.1	78.6	67.5	57.2	47.8	41.5	38.8	38.6
35°	871.1	728.0	312.6	86.4	70.7	58.5	47.2	39.2	34.2	31.9	31.8
37.5°	864.0	702.0	251.6	77.2	63.5	50.0	39.6	32.4	28.8	27.0	26.8
40°	862.9	682.6	195.9	70.2	56.9	42.6	33.0	27.5	24.1	22.2	22.1
42.5°	877.3	671.5	150.3	64.3	50.0	36.1	28.1	23.5	20.0	18.1	17.9
45°	915.3	674.9	115.6	59.1	43.2	30.5	23.8	19.5	16.4	14.9	14.6
47.5°	984.5	699.1	92.0	53.8	36.7	25.9	20.3	16.2	13.5	12.1	11.9
50°	1107.8	755.8	76.9	48.1	30.7	22.1	16.8	13.2	11.0	9.7	9.5
52.5°	1271.4	856.8	68.6	42.6	25.4	18.7	13.8	10.5	8.6	7.6	7.5
55°	1451.9	979.1	63.2	36.5	20.8	15.6	11.0	8.3	6.7	5.9	5.6
57.5°	1628.0	1085.1	58.1	30.7	17.3	12.7	8.7	6.5	5.2	4.4	4.3
60°	1789.9	1182.5	52.3	24.6	14.1	10.0	6.8	5.1	4.1	3.3	3.3
62.5°	1963.2	1257.8	44.2	19.2	11.6	7.6	5.6	4.6	3.3	2.9	2.7
65°	2146.8	1313.7	34.6	14.9	9.1	5.7	4.6	4.8	2.7	2.1	1.9
67.5°	2282.5	1302.6	25.6	11.8	7.0	4.4	4.4	5.1	2.4	1.6	1.4
69°	2252.6	1212.2	21.4	10.2	6.0	3.8	4.1	5.1	2.2	1.4	1.3
70°	2166.1	1112.1	18.9	9.1	5.4	3.5	4.0	4.9	2.1	1.4	1.3
72.5°	1803.9	837.6	14.8	6.8	4.3	2.9	3.3	4.3	2.1	1.4	1.1
75°	1356.9	536.1	11.3	4.9	3.2	2.2	2.5	3.2	2.1	1.3	1.1
77.5°	738.3	193.3	8.1	3.3	2.2	1.7	1.7	2.4	1.9	1.0	0.6
80°	189.8	48.6	5.1	2.2	1.7	1.3	1.1	1.6	1.1	0.2	0.0
82.5°	46.9	11.0	2.7	1.6	1.3	0.5	0.5	0.8	0.5	0.0	0.0
85°	25.7	5.4	1.7	1.1	0.6	0.0	0.0	0.2	0.0	0.0	0.0
87.5°	13.2	1.6	0.5	0.3	0.2	0.0	0.0	0.0	0.0	0.0	0.0
90°	0.0	0.0	0.0	0.0	0.0	0.0	0.0	0.0	0.0	0.0	0.0



Signify Classified - Internal  
Cooper Lighting Solutions Photometric Lab  
1121 Highway 74 South  
Peachtree City, GA 30269

Scaled Data Report



Report Generated By 670245982

Signify Classified - Internal  
Cooper Lighting Solutions Photometric Lab  
1121 Highway 74 South  
Peachtree City, GA 30269

Scaled Data Report



Signify Classified - Internal  
Cooper Lighting Solutions Photometric Lab  
1121 Highway 74 South  
Peachtree City, GA 30269

Scaled Data Report



Signify Classified - Internal  
Cooper Lighting Solutions Photometric Lab  
1121 Highway 74 South  
Peachtree City, GA 30269

Scaled Data Report



Signify Classified - Internal  
Cooper Lighting Solutions Photometric Lab  
1121 Highway 74 South  
Peachtree City, GA 30269

Scaled Data Report



--- HS — SS

Signify Classified - Internal  
Cooper Lighting Solutions Photometric Lab  
1121 Highway 74 South  
Peachtree City, GA 30269

Scaled Data Report



u

Signify Classified - Internal  
Cooper Lighting Solutions Photometric Lab  
1121 Highway 74 South  
Peachtree City, GA 30269

Scaled Data Report



Signify Classified - Internal  
Cooper Lighting Solutions Photometric Lab  
1121 Highway 74 South  
Peachtree City, GA 30269

Scaled Data Report



(END OF REPORT)